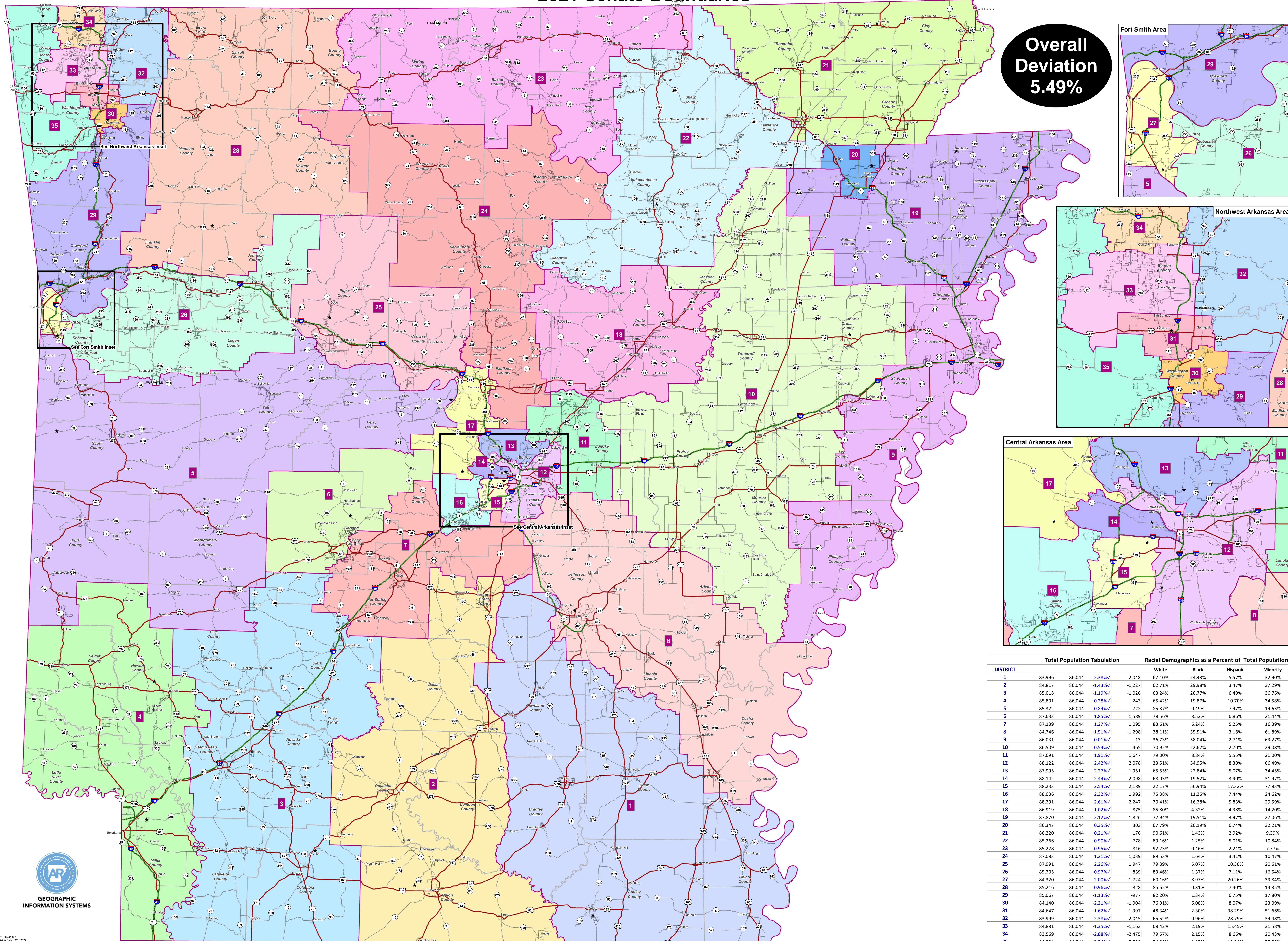
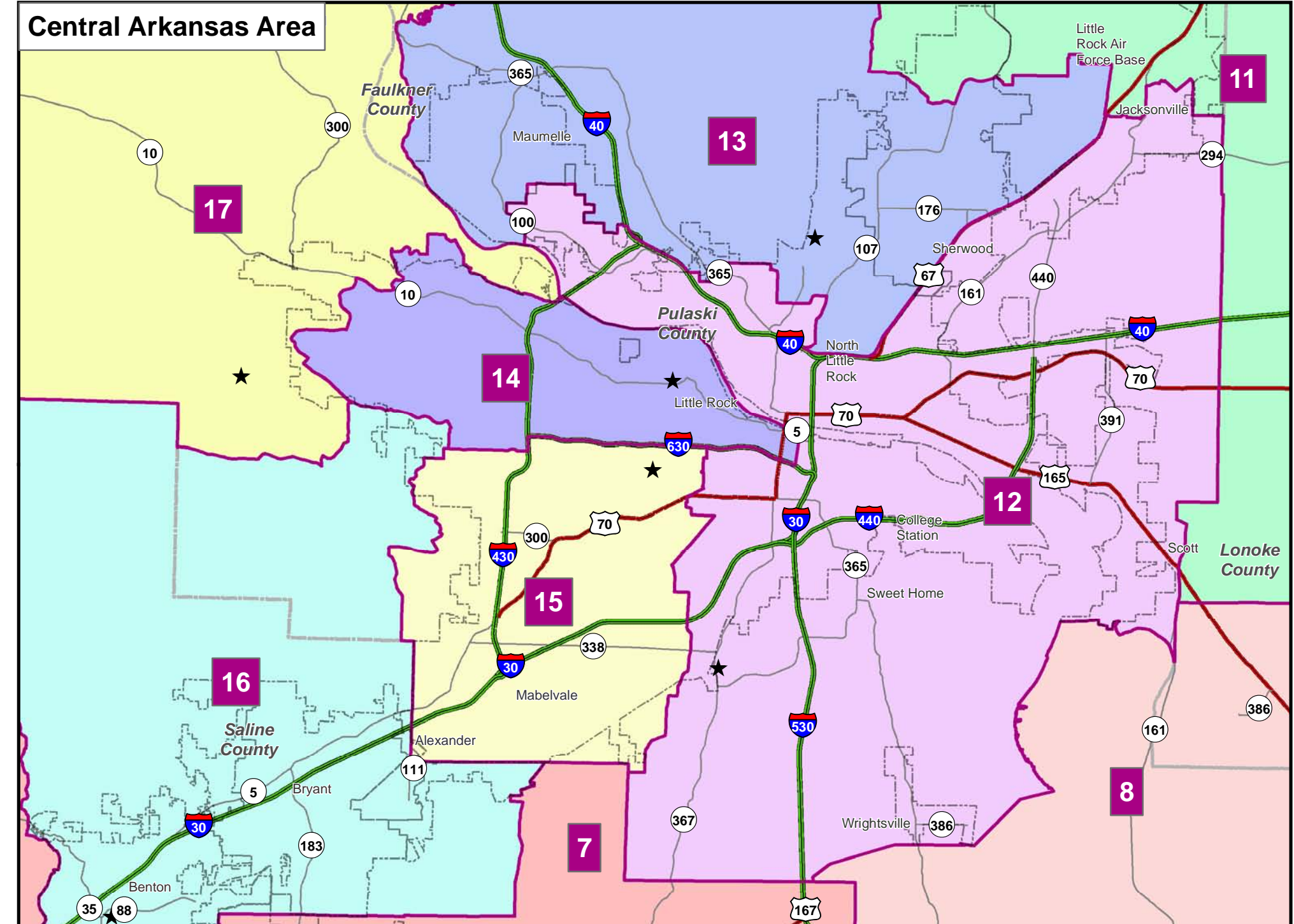
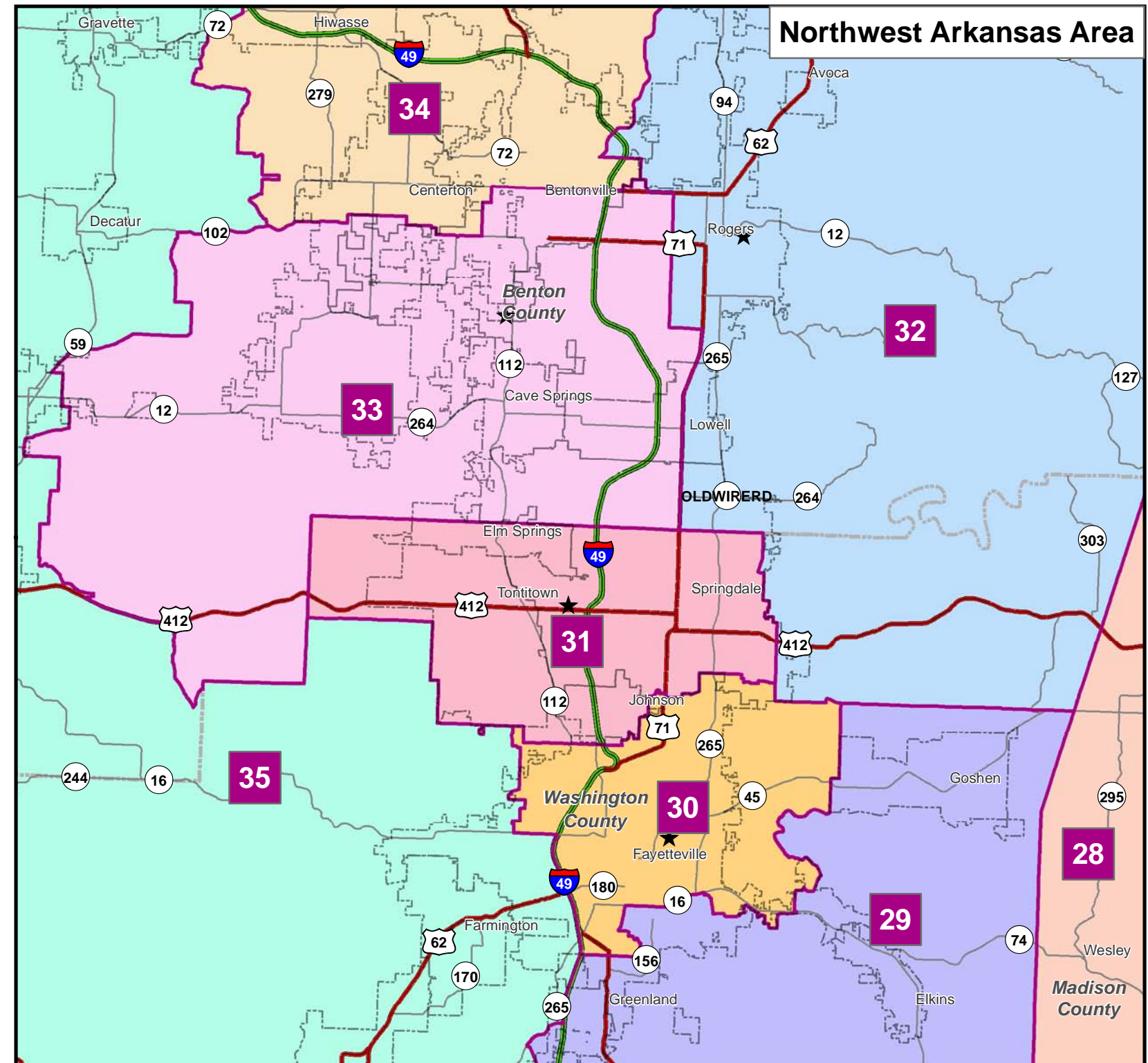
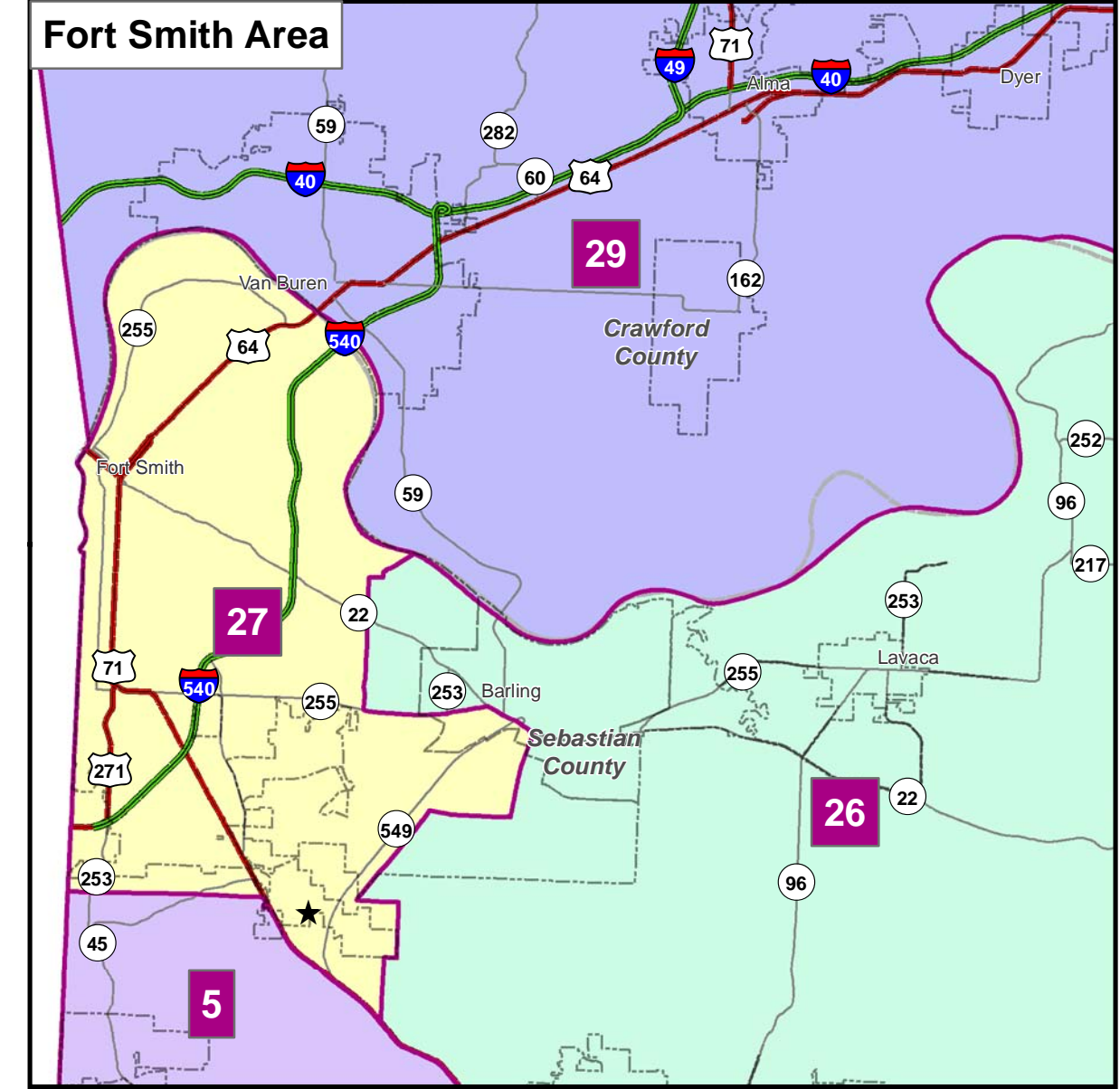


2021 Senate Boundaries



Overall Deviation 5.49%



DISTRICT	Total Population Tabulation			Racial Demographics as a Percent of Total Population				
	2020	2019	% Change	White	Black	Hispanic	Minority	
1	83,996	86,044	-2.38%	67.10%	24.43%	5.57%	32.90%	
2	84,817	86,044	-1.43%	62.71%	29.98%	3.47%	37.29%	
3	85,018	86,044	-1.19%	63.24%	26.77%	6.49%	36.76%	
4	85,801	86,044	-0.28%	65.42%	19.87%	10.70%	34.58%	
5	85,322	86,044	-0.84%	722	85.37%	0.49%	7.47%	14.63%
6	87,633	86,044	1.85%	1,589	78.56%	8.52%	6.86%	21.44%
7	87,139	86,044	1.27%	1,095	83.61%	6.24%	5.25%	16.39%
8	84,746	86,044	-1.51%	-1,298	38.11%	55.51%	3.18%	61.89%
9	86,031	86,044	-0.01%	-13	36.73%	58.04%	2.71%	63.27%
10	86,509	86,044	0.54%	465	70.92%	22.62%	2.70%	29.08%
11	87,691	86,044	1.91%	1,647	79.00%	8.84%	5.55%	21.00%
12	88,122	86,044	2.42%	2,078	33.51%	54.95%	8.30%	66.49%
13	87,995	86,044	2.27%	1,951	65.55%	22.84%	5.07%	34.45%
14	88,142	86,044	2.44%	2,098	68.03%	19.52%	3.90%	31.97%
15	88,233	86,044	2.54%	2,189	22.17%	56.94%	17.32%	77.83%
16	88,036	86,044	2.32%	1,992	75.38%	11.25%	7.44%	24.62%
17	88,291	86,044	2.61%	2,247	70.41%	16.28%	5.83%	29.59%
18	86,919	86,044	1.02%	875	85.80%	4.32%	4.38%	14.20%
19	87,870	86,044	2.12%	1,826	72.94%	19.51%	3.97%	27.06%
20	86,347	86,044	0.35%	303	67.79%	20.19%	6.74%	32.21%
21	86,220	86,044	0.21%	176	90.61%	1.43%	2.92%	9.39%
22	85,266	86,044	-0.90%	-778	89.16%	1.25%	5.01%	10.84%
23	85,228	86,044	-0.95%	-816	92.23%	0.46%	2.24%	7.77%
24	87,083	86,044	1.21%	1,039	89.53%	1.64%	3.41%	10.47%
25	87,991	86,044	2.26%	1,947	79.39%	5.07%	10.30%	20.61%
26	85,205	86,044	-0.97%	-839	83.46%	1.37%	7.11%	16.54%
27	84,320	86,044	-2.00%	-1,724	60.16%	8.97%	20.26%	39.84%
28	85,216	86,044	-0.96%	-828	85.65%	0.31%	7.40%	14.35%
29	85,067	86,044	-1.13%	-977	82.20%	1.34%	6.75%	17.80%
30	84,140	86,044	-2.21%	-1,904	76.91%	6.08%	8.07%	23.09%
31	84,647	86,044	-1.62%	-1,397	48.34%	2.30%	38.29%	51.66%
32	83,999	86,044	-2.38%	-2,045	65.52%	0.96%	28.79%	34.48%
33	84,881	86,044	-1.35%	-1,163	68.42%	2.19%	15.45%	31.58%
34	83,569	86,044	-2.88%	-2,475	79.57%	2.15%	8.66%	20.43%
35	84,034	86,044	-2.34%	-2,010	74.95%	1.92%	12.36%	25.05%

